TAL
TAL nv
Moortelmeers 23
B-8740 PITTEM
BELGIUM

T: +32(0)51 46 43 41
F: +32(0)51 46 43 42
E: info@tal.be
www.tal.be

MADE IN BELGIUM 01/01/2025 - VERSION 6

CE

name	CEDRUS QUANTUM FLEX 350mA 24°
ref	ALL REFS SEE TABLE ON VERSO PAGE
safe distance to object	- 0,1m -
lamptype	COB 8mm (ct=2700K, cri=90, sdcm=3, lm=600) (ct=3000K, cri=90, sdcm=3, lm=622)
fitting	None
watt	6,2W (Vf = 17,7V) F A↑G
amperage - current	Max. 350mA DC
symbol	
gear	Converter not incorporated
ip/class	IP20 III
application	Interior - ceiling mounted F
orientability	20°
dimmability	PWM or CCR dimmable
weight	0.2 (348100: CEDRUS QUANTUM FRAME FOR PLASTER)

TORSION

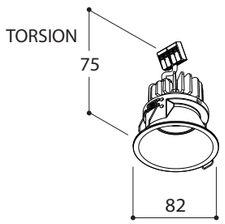

LEAF*

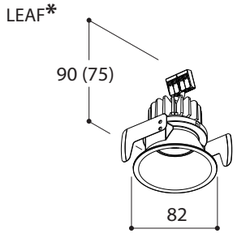

INSTRUCTIONS D'INSTALLATION ET D'ENTRETIEN A RESPECTER VIS-A-VIS DE LA GARANTIE.
1. LE PLACEMENT, LE RACCORDEMENT ET L'ESSAI DE CET APPAREIL DOIVENT TOUJOURS E¾TRE EFFECTUES PAR UN INSTALLATEUR ELECTRICIEN AGREE.
2. LES LUMINAIRES DOIVENT E¾TRE INSTALLEZ, BRANCHES ET TESTES SUIVANT LE REGLEMENT NATIONAL SUR LES INSTALLATIONS ELECTRIQUES EN VIGUEUR. (BELGIQUE, A.R.E.I., ALLEMAGNE: DIN VDE 0100 TEIL 559 A2, ...; CETTE ENUMERATION EST INDICATIVE)
3. CE MANUEL D'INSTALLATION TECHNIQUE REPRESENTE UNE PARTIE DES CONDITIONS GENERALES DE VENTE DE TAL N.V.
4. L'ELECTRO-INSTALLATEUR EST RESPONSABLE POUR L'USAGE DE BALLASTS, TRANSFO'S,...CONFORMES AUX NORMES CE ET EMC EN VIGUEUR.
5. REMPLACEZ TOUJOURS L'AMPOULE (LES AMPOULES) AVEC PRUDENCE; ELLE(-S) EST (SONT) TRES FRAGILE (-S).
6. ATTENTION: NE JAMAIS REMPLACER L'AMPOULE AUX MAINS NUES, UTILISEZ TOUJOURS UN CHIFFON !

INSTALLATION AND MAINTENANCE INSTRUCTIONS IN VIEW OF THE MANUFACTURER'S GUARANTEE.
1. THE CONNECTION AND TESTING OF THE DEVICES SHOULD ALWAYS BE PERFORMED BY A RECOGNIZED ELECTRICIAN.
2. THESE LIGHTING DEVICES NEED TO BE INSTALLED, CONNECTED AND TESTED FOLLOWING THE OFFICIAL NATIONAL INSTRUCTION GUIDE FOR ELECTRICAL INSTALLATIONS (BELGIUM, A.R.E.I., GERMANY: DIN VDE 0100 TEIL 559 A2, ...; THIS ENUMERATION IS JUST AN INDICATION)
3. THIS TECHNICAL ENCLOSURE NEEDS TO BE ADDED TO THE GENERAL SALES CONDITION OF THE TAL N.V.
4. THE ELECTRO TECHNICIAN IS RESPONSABLE TO USE BALLASTS, TRANSFORMERS,...WHICH MEET THE VALID CE AND EMC RULES.
5. ALWAYS REPLACE THE LAMP (-S) WITH UTMOST CAUTIOUSNESS, THE LAMP (-S) IS (ARE) VERY FRAGILE.
6. ATTENTION: NEVER REPLACE THE LAMP WITH BARE HANDS, ALWAYS USE A CLOTH !

MONTAGE- UN UNTERHALT INSTRUCTIONEN ZU BEACHTEN MIT BEZUG AUF DER GARANTIE.
1. DIE MONTAGE , DER ANSCHLUSS UND DAS AUSTESTEN DER LEUCHTEN SOLL IMMER VON EINEM ZUSTA€NDIGEN ELECTRO-INSTALLATEUR AUSGEFUHRT WERDEN.
2. DIESE LEUCHTEN MŸUSSEN INSTALLIERT, ANGESCHLOSSEN UND GETESTET WERDEN NACH DER ALLGEMEINEN NAZIONALEN REGLEMENTATION UBER DIE ELEKTRISCHE INSTALLATIONEN (BELGIEN, A.R.E.I., DEUTSCHLAND: DIN VDE 0100 TEIL 559 A2, ...; DIESE AUFSTELLUNG GESCHICHT DURCH EXEMPLATIVEN TITEL UND KANN NICHT ALS LIMITATIV ODER EXHAUTIV BETRACHTET WERDEN).
3. DIESE TECHNISCHE GEBRAUCHSANWEISUNG GEHORT ZU DEN ALLGEMEINEN VERKAUFSBEDINGUNGEN VON TAL N.V.
4. DER ELEKTRO-INSTALLATEUR IST VERANTWORTLICH FUR DAS VERWENDEN VON CE UND EMC GEPRUFTE VORSCHALTGER€ATE.
5. DIE LAMPE(-N) SOLL(-EN) IMMER SERH VORSICHTIG ERSA€TZT WERDEN.
6. VORSICHT: MAN DARF NIE DIE LAMPE MIT DEN NACKTEN HA€NDEN BERUHREN, MAN SOL IMMER EINEN TUCH BENUTZEN !

① MAKE HOLE DIA 76mm (all models)

MIN. INSTALLATION DEPTH IN HOLLOW CEILINGS: 80mm
MIN. CEILING THICKNESS: 1mm
MAX. CEILING THICKNESS: 20mm

Torsion (only for hollow ceilings) :

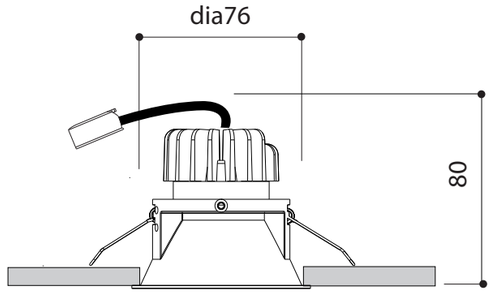

Leaf *(for all ceiling types) :

MIN. CEILING THICKNESS: 8mm
(no MAX. CEILING THICKNESS)

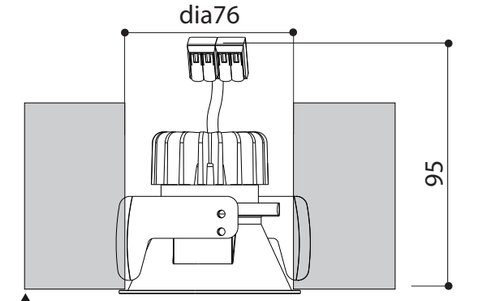

MIN. INSTALLATION DEPTH IN SOLID CEILINGS & LEAF: 95mm

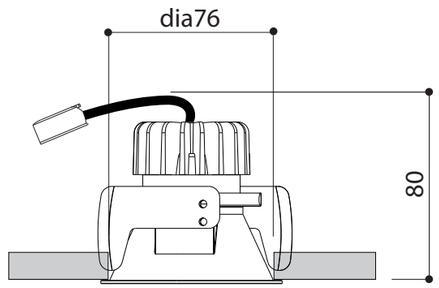

MIN. INSTALLATION DEPTH IN HOLLOW CEILINGS & LEAF: 80mm

ALWAYS DISCONNECT MAINS POWER SUPPLY
FROM CONVERTER BEFORE SWITCHING "ON"
LED LUMINAIRES TO PREVENT HOT PLUGGING ISSUES

INSTALLATIE- EN ONDERHOUDSRICHTLIJNEN m.b.t. FABRIEKSGARANTIE.
1. DE VERBINDINGEN EN HET UITTESTEN VAN DEZE TOESTELLEN DIENEN ALTIJD TE GEBEUREN DOOR EEN ERKEND ELECTRO-INSTALLATEUR.
2. DEZE VERLICHTINGSTOESTELLEN MOETEN GE"NSTALLEERD, VERBONDEN EN GETEST WORDEN VOLGENS DE NATIONAAL GELDENDE REGLEMENTEN OP DE ELECTRISCHE INSTALLATIES (BELGIE?, A.R.E.I., DUITSLAND: DIN VDE 0100 TEIL 559 A2, ...; DEZE OPSOMMING IS LOUTER INFORMATIEF)
3. DE TECHNISCHE BIJSLUITER MOET GEZIEN WORDEN ALS ONDERDEEL VAN DE ALGEMENE VERKOOPSVOORWAARDEN VAN TAL N.V.
4. DE ELECTRO-INSTALLATEUR IS VERANTWOORDELIJK VOOR HET GEBRUIKEN VAN VOORSCHAKELAPPARATUUR DIE VOLDOET AAN DE GELDENDE CE EN EMC NORMEN.
5. VERVANG DE LAMP (-EN) ALTIJD MET DE GROOTSTE ZORG, ZE IS (ZIJN) UITERST BREEKBAAR.
6. OPGEPAST: PLAATS NOOIT DE LAMP MET BLOTE HANDEN, GEBRUIK ALTIJD EEN DOEK !

② MAKE CONNECTION IN TERMINAL BLOCKS (POWER SUPPLY IS SWITCHED OFF)

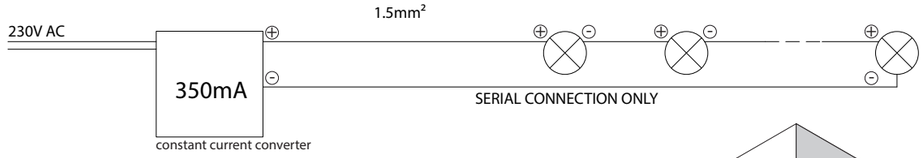

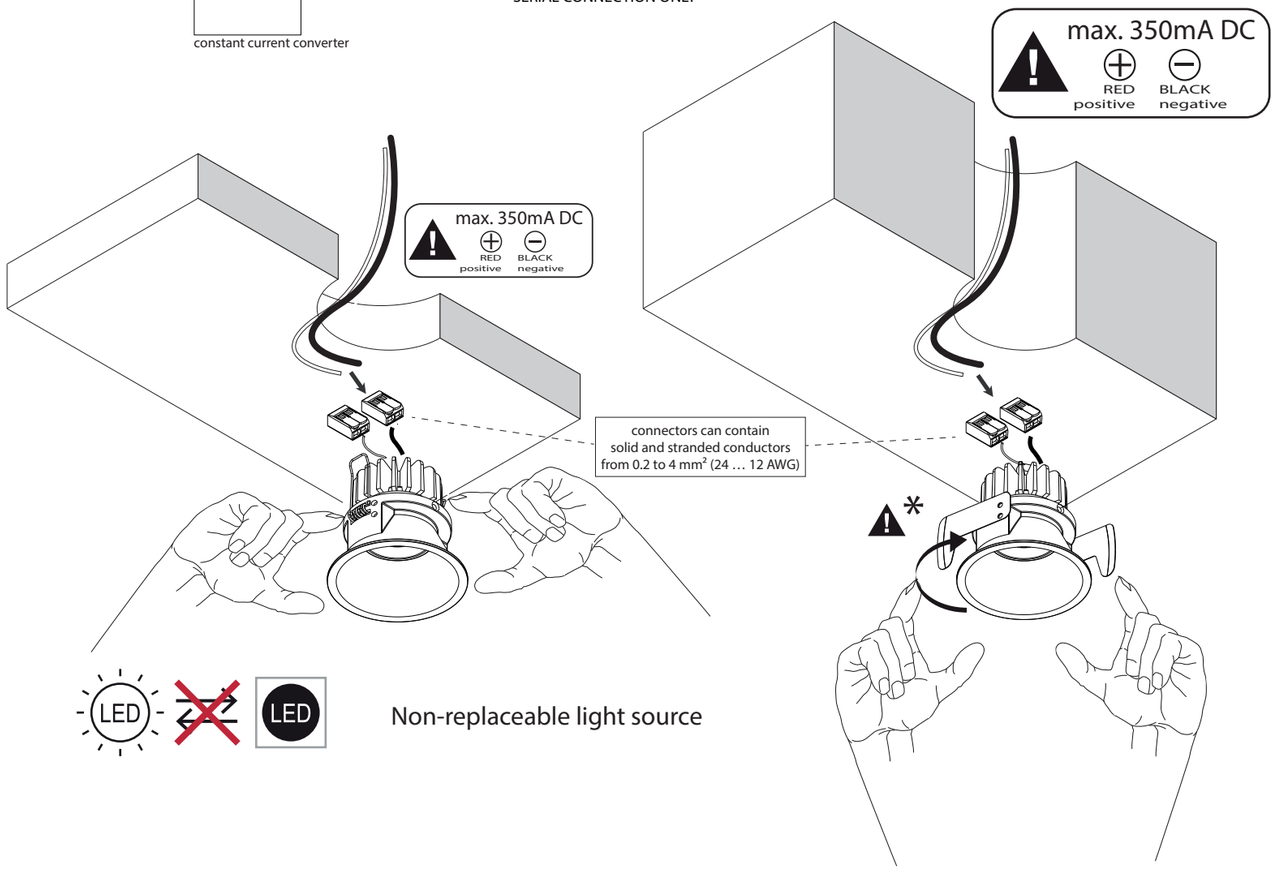

LED LED Non-replaceable light source

③ PUSH LUMINAIRE GENTLY INTO HOLE BY DEFORMING 2 TORSION SPRINGS UPWARDS BY HAND

③ PUSH LUMINAIRE GENTLY INTO HOLE BY DEFORMING 2 LEAF SPRINGS INWARDS BY HAND

✱ TURN LUMINAIRE CLOCKWISE TO THE DESIRABLE POSITION

④ SWITCH ON MAINS POWER SUPPLY

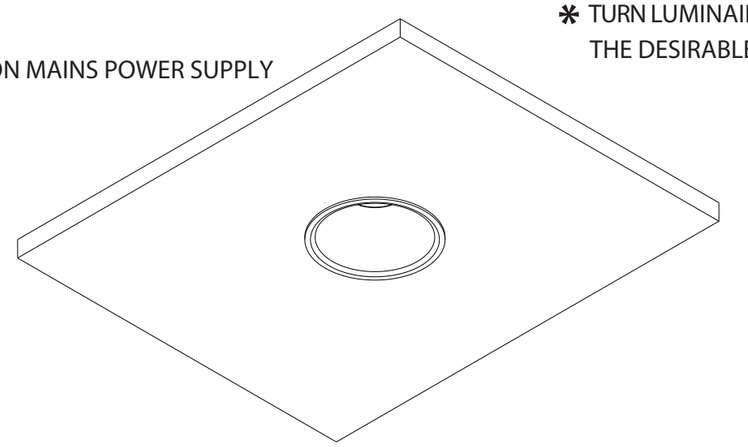

TAL nv
Moortelmeers 23
B-8740 PITTEM
BELGIUM

T: +32(0)51 46 43 41
F: +32(0)51 46 43 42
E: info@tal.be
www.tal.be

name CEDRUS QUANTUM FLEX

348832	CEDRUS QUANTUM FLEX LEAF 24° 2700K CRI90	BRONZE ANTIQUE
348834	CEDRUS QUANTUM FLEX LEAF 24° 2700K CRI90	TEXTURED BLACK
348855	CEDRUS QUANTUM FLEX LEAF 24° 2700K CRI90	TEXTURED WHITE
348818	CEDRUS QUANTUM FLEX LEAF 24° 3000K CRI90	BRONZE ANTIQUE
348830	CEDRUS QUANTUM FLEX LEAF 24° 3000K CRI90	TEXTURED BLACK
348853	CEDRUS QUANTUM FLEX LEAF 24° 3000K CRI90	TEXTURED WHITE
348835	CEDRUS QUANTUM FLEX LEAF 36° 2700K CRI90	BRONZE ANTIQUE
348837	CEDRUS QUANTUM FLEX LEAF 36° 2700K CRI90	TEXTURED BLACK
348858	CEDRUS QUANTUM FLEX LEAF 36° 2700K CRI90	TEXTURED WHITE
348839	CEDRUS QUANTUM FLEX LEAF 36° 3000K CRI90	BRONZE ANTIQUE
348838	CEDRUS QUANTUM FLEX LEAF 36° 3000K CRI90	TEXTURED BLACK
348859	CEDRUS QUANTUM FLEX LEAF 36° 3000K CRI90	TEXTURED WHITE
348831	CEDRUS QUANTUM FLEX LEAF 60° 2700K CRI90	BRONZE ANTIQUE
348833	CEDRUS QUANTUM FLEX LEAF 60° 2700K CRI90	TEXTURED BLACK
348854	CEDRUS QUANTUM FLEX LEAF 60° 2700K CRI90	TEXTURED WHITE
348817	CEDRUS QUANTUM FLEX LEAF 60° 3000K CRI90	BRONZE ANTIQUE
348809	CEDRUS QUANTUM FLEX LEAF 60° 3000K CRI90	TEXTURED BLACK
348852	CEDRUS QUANTUM FLEX LEAF 60° 3000K CRI90	TEXTURED WHITE
348732	CEDRUS QUANTUM FLEX TORSION 24° 2700K CRI90	BRONZE ANTIQUE
348734	CEDRUS QUANTUM FLEX TORSION 24° 2700K CRI90	TEXTURED BLACK
348755	CEDRUS QUANTUM FLEX TORSION 24° 2700K CRI90	TEXTURED WHITE
348718	CEDRUS QUANTUM FLEX TORSION 24° 3000K CRI90	BRONZE ANTIQUE
348730	CEDRUS QUANTUM FLEX TORSION 24° 3000K CRI90	TEXTURED BLACK
348753	CEDRUS QUANTUM FLEX TORSION 24° 3000K CRI90	TEXTURED WHITE
348735	CEDRUS QUANTUM FLEX TORSION 36° 2700K CRI90	BRONZE ANTIQUE
348737	CEDRUS QUANTUM FLEX TORSION 36° 2700K CRI90	TEXTURED BLACK
348758	CEDRUS QUANTUM FLEX TORSION 36° 2700K CRI90	TEXTURED WHITE
348739	CEDRUS QUANTUM FLEX TORSION 36° 3000K CRI90	BRONZE ANTIQUE
348738	CEDRUS QUANTUM FLEX TORSION 36° 3000K CRI90	TEXTURED BLACK
348759	CEDRUS QUANTUM FLEX TORSION 36° 3000K CRI90	TEXTURED WHITE
348731	CEDRUS QUANTUM FLEX TORSION 60° 2700K CRI90	BRONZE ANTIQUE
348733	CEDRUS QUANTUM FLEX TORSION 60° 2700K CRI90	TEXTURED BLACK
348754	CEDRUS QUANTUM FLEX TORSION 60° 2700K CRI90	TEXTURED WHITE
348717	CEDRUS QUANTUM FLEX TORSION 60° 3000K CRI90	BRONZE ANTIQUE
348709	CEDRUS QUANTUM FLEX TORSION 60° 3000K CRI90	TEXTURED BLACK
348752	CEDRUS QUANTUM FLEX TORSION 60° 3000K CRI90	TEXTURED WHITE